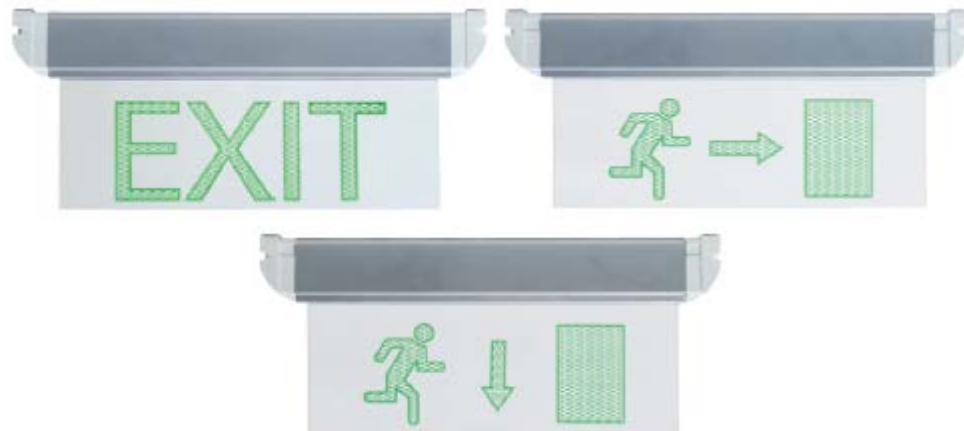


## TECHNICAL SPECIFICATION

### LED Emergency EXIT



#### Technical data

- Power : 3W
- Rated voltage: 230V/50Hz
- Light source : 4x6000mcd 20°
- Protection against dust and moisture : IP30
- Battery : 3,6V/60mAh Ni-Cd
- Operating time: up to 2 hours
- Full charging time: up to 24 hours
- Body: grey polyester
- Diffuser : transparent thermoplastic with signs in green

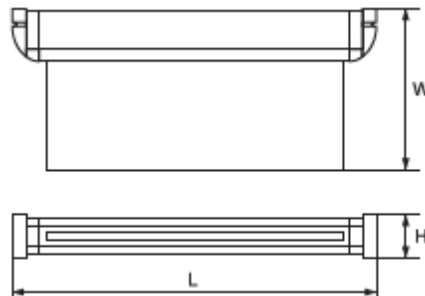
#### Areas of application

- Public buildings
- Commercial buildings
- Administrative buildings
- Residential buildings
- Banks
- Hospitals
- Schools

## Product benefits

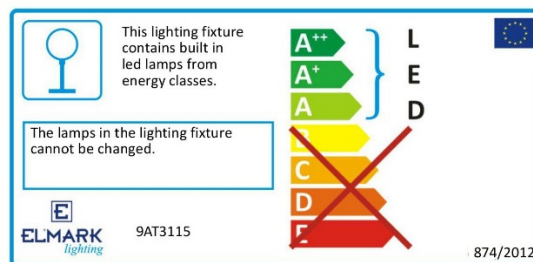
- Clearly indicates directions to emergency exits in panic situations
- Automatic switch-on in case of power failure
- Low power consumption

## Variants and dimensions



Model	LED type	Size			Catalogue number	Packing (pcs)
		L	W	H		
TA 3115	4X6000 mcd 20°	310	155	30	9AT3115	30
TA 3114	4X6000 mcd 20°	310	155	30	9AT3114	30
TA 5113	4X6000 mcd 20°	310	155	30	9AT5113	30

## Energy efficiency



## Barcodes

Barcode	Catalogue number
3800131176196	9AT3115
3800131176202	9AT3114
3800131176219	9AT5113

## Standards

EN 60598-1

EN 60598-2-4

EN 60598-2-22

